

Coalescing Filters - to 175 psig @ -20 to 200°F

Series R20- Enameled Carbon Steel ♦ Series R22- 304 Stainless

- Intake Air Flows to 40,000 SCFM Std.
- ASME U Stamp Std., Nat'l. Board Registered
- Exceptionally Low ΔP, High Flow
- Pleated Element Design - Exceptional Useful Filter Area
- Hinged Swing Bolt Closure, Easy Access, O Ring Seal
- 304SS Throat Safety Cages and ΔP Taps Std.
- Rugged Enameled Steel or 304SS Construction Series R20 coalescing filters are fabricated from rugged enameled carbon steel, designed, constructed in accordance w/ASME Boiler & Pressure Vessel Code requirements for unfired pressure vessels. Any model can be modified to fit your needs.

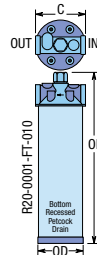
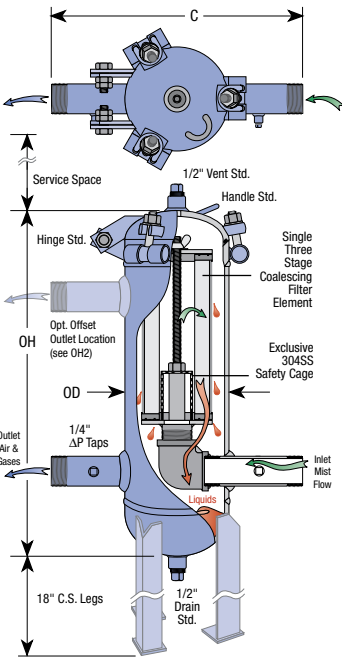
Standard Connection Sizes from 1" to 12"

NPT or raised face flange in-line connections are std. Alt. connections and/or an elevated discharge are available. A hinged swing bolt closure is standard on models R20-0002 & larger.

Coalescing Filter Media.

Sparks™ #907 media is composed of microfine borosilicate glass fibers bonded with phenolic resin. Together with a textile prefilter and a final drain layer, these pleated elements are remarkably effective at coalescing fine entrained oil and aqueous vapor mist from air/gas flows with very low ΔP. Experience has demonstrated fine removal (over 90%) in dealing with 1.0 to 0.3μ aerosols. **Other optional filter media such as #926 exceeds 95% removals.** Individual performance will vary with the specific viscosity and vapor pressure of liquid contaminants.

- Options: Models R20-0202-RF-030 and larger include CS leg supports. (add 18" to OH) Carbon steel support legs in any length, gauges, and special finishes, are optional on any model. Call for information on vessels having other pressure services, 304SS, or other materials of construction.



See pgs. 14 & 15 for more options and a worksheet to fax back to us.



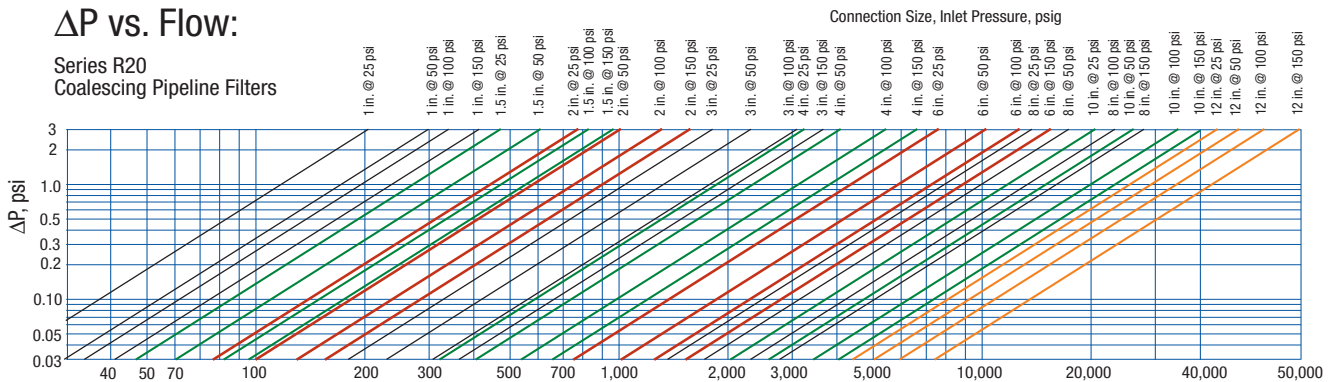
R20 filter in nat. gas line.



Housing Model No.	Conn. Size	Conn. Type	Cover Style	Dimensions in Inches				Wgt. Lbs.	Order Element No.
				OD	OH	C	Serv. Space		
R20-0001-FT-010	1"	FPT	T-Top	6%	24	16	16	70	PFP1439CF
R20-0200-MT-015	1½"	MPT	Swg Bolt	6%	28	16	16	80	PFP3235CF
R20-0201-MT-020	2"	MPT	Swg Bolt	8%	30	16	16	110	PFP3236CF
R20-0202-RF-030	3"	Fig.	Swg Bolt	8%	39	20	24	130	PFP3237CF
R20-0203-RF-040	4"	Fig.	Swg Bolt	10%	43	20	24	200	PFP3238CF
R20-0204-RF-060	6"	Fig..	Swg Bolt	12%	52	24	26	280	PFP3239CF
R20-0205-RF-080	8"	Fig.	Swg Bolt	16	67	28	36	475	PFP3240CF
R20-0206-RF-100	10"	Fig.	Swg Bolt	20	74	32	36	750	PFP3241CF
R20-0207-RF-120	12"	Fig.	Swg Bolt	24	82	36	39	900	PFP3242CF

ΔP vs. Flow:

Series R20 Coalescing Pipeline Filters



1. For service at temp. other than 60°F, multiply ΔP by: (460 + (oper. °F)) / 520
 2. ΔP is chgd. proportionally with gas gravity, i.e. nat. gas ΔP 60% that of air.