


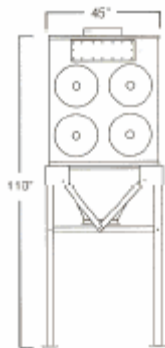
AQE MODEL 8000

Reverse Pulse Cleaning Cartridge Dust Collector



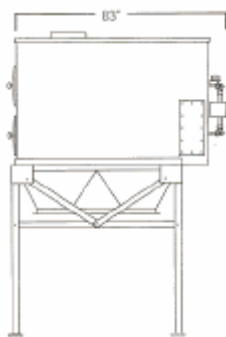
AQE MODEL 8000 DUST COLLECTOR

SPECIFICATIONS:



DIMENSIONS: 113"H x 45"W x 83"D
143"H x 45"W X 88"D (with motor)

WEIGHT:	Options	Installed	Shipping
	W/O Motor	1,400 lbs.	1,625 lbs.
	7.5 HP Motor	1,650 lbs.	1,875 lbs.
	15 HP Motor	1,750 lbs.	1,975 lbs.



CONSTRUCTION: The AQE Model 8000 is constructed of 7, 11, and 12 gauge mild steel, then painted with a polyurethane coating. The AQE 8000 is manufactured with a standard 18" diameter inlet and two 14" diameter hopper outlets. Smaller inlet diameters available.

AQE 8000 CARTRIDGE: Standard AQE cartridges are manufactured of a nonwoven filter media rated at 99.8% for .5 micron size particulate. Each cartridge is constructed with a galvanized filter cage which is 98% open. The AQE filter is designed to withstand temperatures up to 200°F.

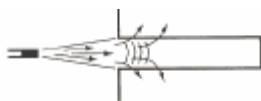


Model	Airflow Range (cfm)	Number of Cartridges	Media Area per Cartridge	Media Area per Unit	Cartridge Dimensions
AQE 8000	0-5500	8	275 sq. ft.	2,200 sq. ft.	30" x 12.75" x 8.75" id



AQE 8000 CONTROLLER: Four solenoid valves utilized for reverse pulse cleaning of the AQE 8000 are maintained by a photohelic controller. By simple adjustable presets, the reverse pulse cleaning is scheduled to clean at a desired pressure drop across the filters. This solid state controller is prewired and housed within a NEMA 4 enclosure. The reverse pulse controller offers the option of both on-line and off-line cleaning.

AQE 8000 REVERSE PULSE SYSTEM: Cartridge cleaning is accomplished by the use of 1" Goyen Valves and sonic nozzles positioned behind the cartridge filters. The specially designed sonic nozzles precisely direct and increase the air velocity into the cartridge filter to reverse pulse the contaminants from the filters.



AQE MODEL 8000 DUST COLLECTOR

OPTIONS:

*7.5 HP MOTOR
AND BLOWER:

208 VAC, 60 HZ, 3 Ø, 19 A

230 VAC, 60 HZ, 3 Ø, 17 A

460 VAC, 60 HZ, 3 Ø, 8.8 A

*15 HP MOTOR
AND BLOWER:

208 VAC, 60 HZ, 3 Ø, 37.5 A

230 VAC, 60 HZ, 3 Ø, 34 A

460 VAC, 60 HZ, 3 Ø, 17 A

*FLAME RETARDANT FILTERS

*PRECAKED FILTERS

*TEFLON COATED POLYESTER FILTERS

*HIGH TEMPERATURE FILTERS RATED AT 250° OR 350°F

Blower and Motor HP Options	Airflow (cfm) at Static Pressure (Inches WG)							
	4"	5"	6"	7"	8"	9"	10"	12"
7.5 HP Motor	3800	3600	3450	3250	3200	3000	2750	2200
15 HP Motor	5700	5500	5400	5200	5000	4750	4500	4100

*Motor starter and thermal protection not included.

APPLICATION SIZING:

Sizing is simple with the AQE Model 8000 Dust Collector. Once the airflow (cfm) requirement for your system has been determined, all you need to do is place that number within the sizing formula, locate the air to media ration which applies to your application, and you will then know the number of cartridges necessary for your application.

(CFM ÷ Air-to-Media Ratio) ÷ 275 Sq. Ft. of Media per Cartridge = Required Cartridges.

Contaminant	Ratio	Contaminant	Ratio
Activated Carbon	2.3	Perchlorates	1.6
Alumina	2.2	Petrochemicals/Dry	1.75
Carbon Black	2.0	Pigments: Metal/Syn.	1.5
Cement	1.7	Pigments: Paint	1.8
Ceramic Pigment	2.2	Plasma Arc/Laser Cut	1.1
Clay/Brick Dust	1.8	Plaster	2.2
Coal	2.2	Powder Coating/Black	1.5
Cocoa**	1.6	Powder Coating/White	1.9
Coffee**	1.6	Powder Coating/Teflon	1.5
Coke	2.0	Rock Dust	2.5
Diatomaceous Earth	2.2	Rubber Chemical Additives	2.0
Dyes	1.6	Salicylic Acid	1.5
Fertilizers**	1.8	Salt/Mineral**	2.2
Flour	1.9	Sand (Not Foundry)	2.5
Flourspar	2.0	Sandblast Dust	2.5
Fly Ash	2.2	Selenium	1.5
Fumes/Metallurgical	1.4	Silicates	1.9
Graphite	2.0	Starch	1.9
Gypsum	2.0	Sterates	1.9
Lime/Hydrated**	2.0	Sugar (40% RH or Less)	1.75
Lime Stone	2.0	Talc	1.7
Metal Powder	2.0	Titanium/Torch Cutting	0.8
Welding Fume (Source Capture)	2.0	Toner	1.25
Welding Fume (Ambient)	2.2		