


Air/Gas Filters – to 1480 psig

1480psig @ -20 to 100°F
1350psig @ -20 to 200°F

Series P50 – Enameled Carbon Steel
Series P52 – 304 Stainless Steel



- Intake Air Flows to 200,000 SCFM Std.
- ASME U Stamp Std., Nat'l. Board Registered
- Low Pressure Drop, Maximum Filter Area and Dirt Capacity
- Hinged Flange, Lift Lug, and 18" CS leg supports Std.
- Service Access W/O Breaking Connections
- 304SS Throat Safety Cages and ΔP Taps Std.
- Rugged Enameled Steel or 304SS Construction

These air and gas pipe line filters offer exceptional protection for compressed gas pipelines, air dryers, pneumatic control's, and other pipeline equipment. They are fabricated from rugged enameled carbon steel (series P50) or 304SS (series P52), designed, constructed, and stamped, in accordance with ASME Boiler and Pressure Vessel Code requirements for unfired pressure vessels. Any model can be readily modified at your request to more exactly fit your needs.

• Connection Sizes from 1" to 12"

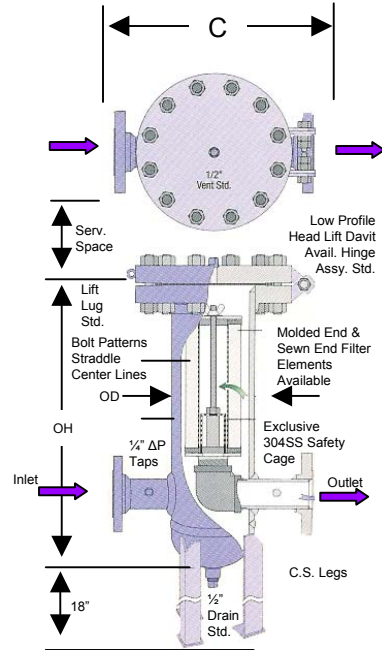
Raised face flanges (RF) in-line connections are std. Alternative orientations and sizes are available upon request. A simple blind flange closure assembly is standard on all models.

• Recoverable Sewn or Rubber End Filter Elements.

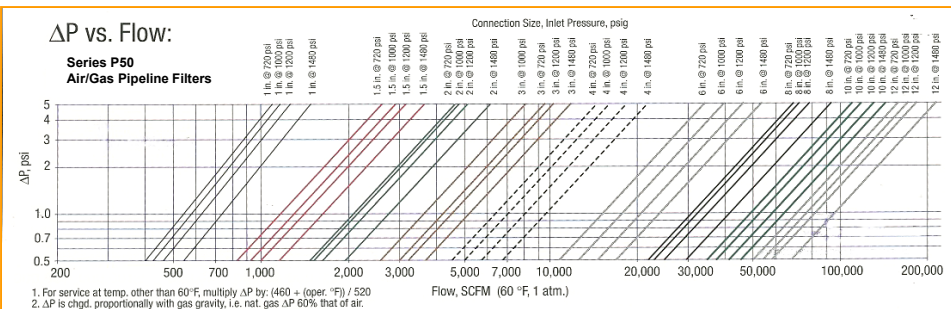
Classic radial fin textile media elements are unsurpassed for low ΔP, dirt holding capacity and efficiency. They stop particulates before they can move downstream. Select either recoverable 10μ Sewn End Filter Elements or 10μ long life low cost urethane rubber molded end elements, as your needs dictate to remove 98% of all airborne dust and dirt. Unlike PVC, our urethane rubber ends have no phthalate elastomers or other plastisizers. Dozens of alternative filter media are available for services having finer micron retentions, elevated temperatures and/or aggressive chemistry.

• Options:

Carbon steel supports legs in any length, (18" CS leg supports are std. on all P50 and P52 models), gauges, special finishes, and head lift assemblies are optional on any model. Call for information on vessels having other pressure services, 304SS, or other materials of construction.



Housing Model No.	Conn. Size	Conn. Type	Cover Style	Dimensions in inches				Wgt. Lbs.
				OD	OH	C	Serv Space	
P50-0200-RF-010	1"	Flg.	Blind Flg.	6 5/8	24	18	16	350
P50-0201-RF-015	1 1/2"	Flg.	Blind Flg.	6 5/8	28	18	16	400
P50-0202-RF-020	2"	Flg.	Blind Flg.	8 5/8	28	18	16	450
P50-0203-RF-030	3"	Flg.	Blind Flg.	8 5/8	39	24	24	500
P50-0204-RF-040	4"	Flg.	Blind Flg.	10 3/4	42	28	24	1000
P50-0205-RF-060	6"	Flg.	Blind Flg.	12 3/4	51	30	26	1200
P50-0206-RF-080	8"	Flg.	Blind Flg.	16	66	32	36	1800
P50-0208-RF-100	10"	Flg.	Blind Flg.	20	76	36	36	2600
P50-0209-RF-120	12"	Flg.	Blind Flg.	24	78	42	39	3600



Sewn filter elements with solid molded rubber ends or sewn ends with textile gaskets.